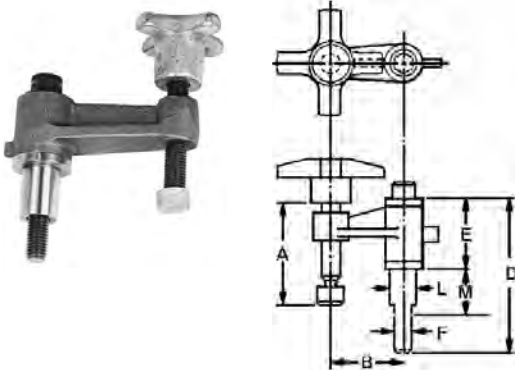


Revolving Clamp Assemblies

Quick hold-down of workpiece with hand tightening, then loosen and revolve out of the way. Saves time for moderate-duty clamping.

Malleable cast iron body. Case-hardened swivel pad uses "tru-center" feature to maintain even, in-line pressure on workpiece.

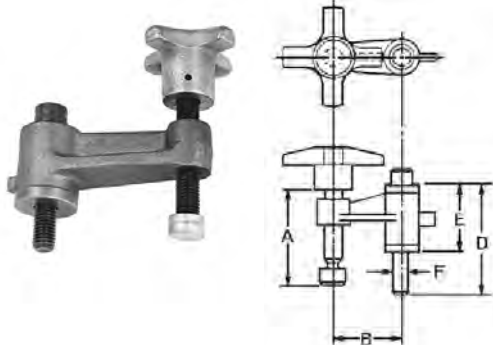
Long Bushing Type



- Body Material: Malleable ASTM A47, GR32510
- Finish: Black Oxide
- Bushings: Hardened & Ground Rc 56-60

Part Number	A	B	D	E	F	L	M	Wt. (lbs)
35119	2	1 1/2	3	1 1/2	5/16-18	.5610/ .5595	5/8	0.8
35103	2	1 1/2	3 1/4	1 1/2	3/8-16	.6235/ .6220	3/4	0.8
35116	3 3/8	3	5	2 1/4	1/2-13	.8735/ .8720	1 1/4	4.5
35106	3 3/4	3	5	2 1/4	5/8-11	1.1235/ 1.1220	1 1/2	4.8
35109	3 3/4	4	5	2 1/4	5/8-11	1.1235/ 1.1220	1 1/2	5.0

Short Bushing Type

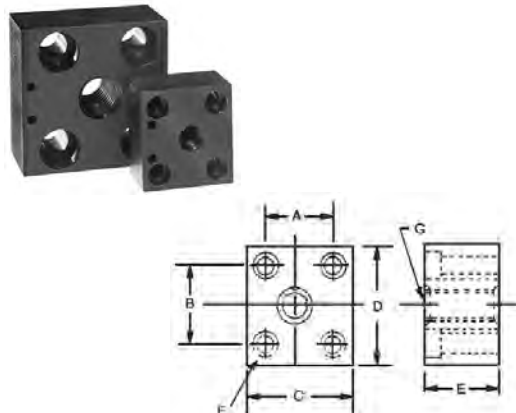


- Body Material: Malleable ASTM A47, GR32510
- Finish: Black Oxide
- Bushings: Hardened & Ground Rc 56-60

Part Number		A	B	D	E	F	Wt. (lbs)	Base Part Number
Clamp Only	Clamp w/ Base							
35117	35118	2	1 1/2	2	1 1/2	5/16-18	0.7	35113
35101	35102	2	1 1/2	3 1/4	1 1/2	3/8-16	0.7	35110
35114	35115	3 3/8	3	5	2 1/4	1/2-13	4.3	35112
35104	35105	3 3/4	3	3	2 1/4	5/8-11	4.5	35111
35107	35108	3 3/4	4	5	2 1/4	5/8-11	4.8	35111

Revolving Clamp Base

(for use with Short Bushing Type only)



- Stop pin supplied with each base.

Part Number	A	B	C	D	E	F	Mfg. Bold Size G	Wt. (lbs)
35113	3/4	1	1 7/16	1 1/2	1	#10	5/16-18	0.5
35110	7/8	1	1 7/16	1 1/2	1	#10	3/8-16	0.6
35112	1 1/8	1 3/8	2 1/4	2 1/4	1 1/4	1/4	1/2-13	1.2
35111	1 1/4	1 1/2	2 1/4	2 1/4	1 1/4	3/8	5/8-11	1.7