



Customer Service 800-628-8810  
 Technical Support 800-642-0010

**A WORLD LEADER IN CARBIDE  
 BAND SAW TECHNOLOGY  
 INTRODUCES**

**GEN-TECH™**  
**Set-Style Carbide Tipped  
 Band Saw Blade For General  
 Purpose Cutting**

**AFFORDABLE PRICE POINT**


Low cost per cut

**VERSATILE, EASY TO USE**


Versatile, set-style tooth design for use  
 on wide range of materials and saws

**LONG BLADE LIFE**

Honex™ Technology limits chipping  
 enabling long blade life and productivity



WIDTH X THICKNESS		TPI		
INCH	MM	0.9/1.1	1.4/2.0	2/3
1-1/4 x .042	34 x 1.07			●
1-1/2 x .050	41 x 1.27		●	●
2 x .063	54 x 1.60		●	●
2-5/8 x .063	67 x 1.60	●	●	



**WAVE TECH™**  
 Back edge blade enhancement improves  
 cutting efficiency and speed by breaking  
 through work hardening layers

APPLICATION

Carbon Steels  
 Bearing Steels  
 Mold Steels  
 Alloy Steels  
 Tool Steels

Stainless Steels  
 Titanium Alloys  
 Nickel-based Alloys






**VERSATILE**

CUTS ALL TYPES OF METALS

ABILITY TO CUT ALL MATERIAL SHAPES AND SIZES

CAN BE UTILIZED ON ALL BAND SAW MODELS



**HELPS PREVENT PINCHING**

Standard wide kerf set pattern helps prevent pinching in high stress, hard to cut materials

**CARBIDE TOOTH SELECTION**

		WIDTH OR DIAMETER OF CUT													
INCHES		1	2	3	4	5	6	7	8	10	11	14	16	18	20+
MM		25	50	75	100	125	150	175	200	250	275	350	400	450	500+
										0.9/1.1					
									1.4/2.0						
					2/3										

