



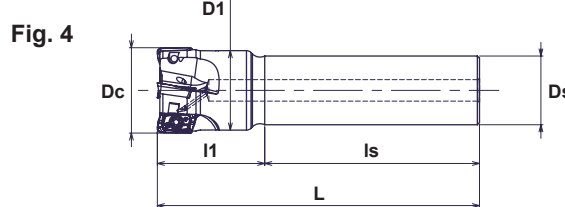
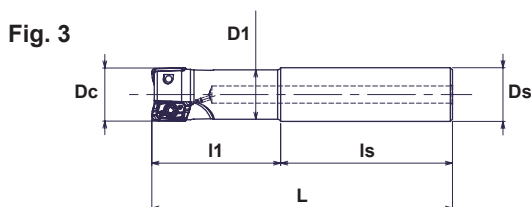
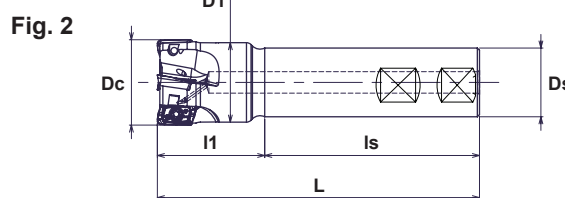
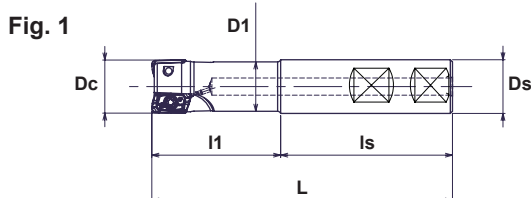
INCH

METRIC

SIC-EVO

END MILL
SSV type

With coolant hole



Specifications - Inch

CATALOG NUMBER	STK	DIMENSIONS						FIG.	Q	INSERT	PARTS
		D	l1	ls	L	D1	Ds				Screw & Wrench
SSV-2100-2.0-S100NP	•	1.00	2.00	5.00	7.00	.905	1.00	1	2	ZOMT1605**ZER-PM ZOET160508ZER-PM ZOET160508ZFR-NL	DSW-4075H T-15
SSV-2100-3.0-S100NP	•	1.00	3.00	5.00	8.00	.905	1.00	1	2		
SSV-3125-3.0-S125NP	•	1.25	3.00	2.50	5.50	1.14	1.25	1	3		
SSV-3125-4.75-S125NP	•	1.25	4.75	3.25	8.00	1.14	1.25	1	3		
SSV-4150-3.0-S125NP	•	1.50	3.00	2.50	5.50	1.37	1.25	2	4		
SSV-4150-4.75-S125NP	•	1.50	4.75	3.25	8.00	1.37	1.25	2	4		

Note: All cutters supplied without inserts, wrench, & moly.

Specifications - Metric

CATALOG NUMBER	STK	DIMENSIONS						FIG.	Q	INSERT	PARTS
		D	l1	ls	L	D1	Ds				Screw & Wrench
SSV-2025-60-S25	⊙	25	60	80	140	23	25	3	2	ZOMT1605**ZER-PM ZOET160508ZER-PM ZOET160508ZFR-NL	DSW-4075H T-15
SSV-2025-100-S25	⊙	25	100	80	180	23	25	3	2		
SSV-3030-70-S32	⊙	30	70	80	150	28	32	3	3		
SSV-3030-120-S32	⊙	30	120	80	200	28	32	3	3		
SSV-3032-70-S32	⊙	32	70	80	150	29	32	3	3		
SSV-3032-120-S32	⊙	32	120	80	200	29	32	3	3		
SSV-4040-50-S32	⊙	40	50	100	150	37	32	4	4		
SSV-4040-50L-S32	⊙	40	50	150	200	37	32	4	4		
SSV-5050-40-S32	⊙	50	40	110	150	47	32	4	5		

⊙ - delivery may be longer

Note: All cutters supplied without inserts, wrench, & moly.